

QuickStix Kit for Enogen™

QuickGuide

Sample Preparation



Determine sample weight and place in properly sized jar



Cover blender and grind for 20-30 seconds




Alternately, grind with coffee grinder

Test Procedure




1. Measure and add Extraction Buffer to jar or bag




2. Seal container, shake vigorously for at least 30 seconds to wet entire sample



3. Set sample extract down to settle, meanwhile add one drop 1N HCl to reaction vial



4. Draw up extract to the flared portion of pipette bulb; avoid particulates

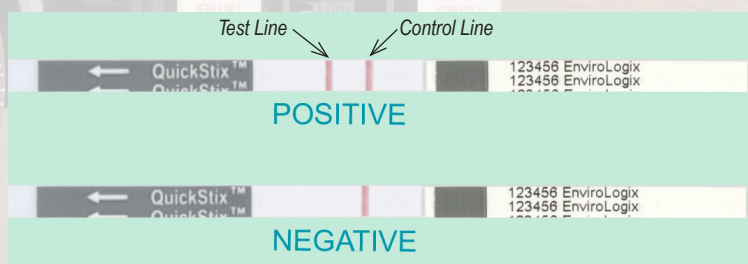


5. Dispense extract into reaction vial, allow to react in vial for 1 minute



6. Insert strip with arrows pointing down; wait 10 minutes

Test Interpretation



If **two** lines form, the sample is **positive**

Control Lines always need to be present