



DNABLE® Detection Kit for *Salmonella* Enteritidis

Catalog No. DF-056

Part #12130

Highlights:

- Molecular Detection of *Salmonella* Enteritidis
- Rapid amplification and detection in 15 minute assay

Contents of DNABLE Kit:

- RB1 Reaction Buffer
- *Salmonella* Enteritidis Master Mix
- Flat caps

Materials Not Provided:

- Sample Extraction Set* (Cat. No. ACC-085 or ACC-096)
- *Salmonella* Supplement* (Cat. No. XSALMD550)
- Precision pipette capable of delivering 5 µL
- Precision multi-channel pipette capable of delivering 50 µL
- Pipette tips
- DNABLE Reader*
- Laptop* (optional)
- Optional: DNABLE *Salmonella* Enteritidis Positive Control* (Cat. No. ACC-156)

* available through EnviroLogix

Intended Use

This test kit is intended for the qualitative detection of *Salmonella* Enteritidis DNA as an indication of *Salmonella* Enteritidis presence. Samples should be enriched in 2% Modified Buffered Peptone Water (mBPW), using DNABLE *Salmonella* Media Supplement (Cat. No. XSALMD550) and prepared for DNA amplification using the appropriate *Salmonella* Extraction Set (Cat. No. ACC-085 or ACC-096) before using this Detection Kit.

Intended User

The DNABLE *Salmonella* Enteritidis assay is designed to be simple and user friendly. It is designed for use by personnel with appropriate training in handling human pathogens, and in Microbiology and Molecular Assay techniques. Training specific to the DNABLE *Salmonella* Enteritidis assay will be provided by EnviroLogix; contact Technical Service or visit envirologix.com/salmonella for more information.

Test Principle

Three products are used to enable qualitative *Salmonella* Enteritidis DNA detection. DNABLE *Salmonella* Media Supplement provides a selective agent and components that facilitate growth of stressed *Salmonella* organisms. DNABLE Sample Extraction Sets include reagents and protocols for sample preparation. The DNABLE Molecular Detection Kit for *Salmonella* Enteritidis contains lyophilized reagents for DNA amplification and detection arrayed in 8 well strips. DNABLE is an isothermal technology enabling rapid amplification of a specific DNA target. Portions of cultured and prepared sample are added to a reaction buffer. This mixture is transferred to the lyophilized master mix, containing all the reagents needed to specifically recognize, amplify and detect a *Salmonella* Enteritidis specific DNA sequence. The amplified *Salmonella* Enteritidis specific DNA is detected in real-time and the results are displayed and interpreted within 15 minutes using the DNABLE Reader.

Precautions and Notes


DNABLE is a highly sensitive assay. Therefore the following precautions are recommended to reduce the chance of sample contamination:

- Separated work areas are recommended for each of the following:
 - DNABLE culture
 - DNABLE sample preparation
 - DNABLE amplification and detection
- **Important: Never open reaction tubes after reaction has occurred, as this will release amplified material into the environment and may contaminate subsequent reactions.**
- Clean the work station and pipettes with 10% bleach before and after use.
- Do not reuse kit disposables
- Change pipette tips in between samples
- Wear gloves and change between handling of samples
- Avoid delays between sample preparation steps and between sample preparation and DNA amplification.
- The kit may be stored refrigerated at 4-8°C up to 6 months past the manufacture date. See expiration date on kit box label.

- **Controls:** *Salmonella* Enteritidis Amplification Positive Control is available as an accessory, Cat. No. ACC-156, to enable user verification of performance. Instructions on the use of this positive control, and optional use of DNable extraction buffer as a negative control, are included with this accessory kit.
- Results may be confirmed using procedures defined in the US FDA the Bacteriological Analytical manual, BAM, (<http://www.fda.gov/Food/FoodScienceResearch/LaboratoryMethods/ucm2006949.htm>).
- **Safety:** *Salmonella* is pathogenic and is classified as a Biosafety Level 2 organism. Personnel should be appropriately trained and should use personal protective equipment. Laboratories should follow appropriate local safety and environmental regulations and guidelines for containment and disposal as described in the Center for Disease Control and Prevention Manual, “Biosafety in Microbiological and Biomedical Laboratories” (<http://www.cdc.gov/biosafety/publications/bmbl5/bmbl.pdf>).

Kit Components

- RB1 Reaction Buffer:** Provided in green 8-well strip tubes (6 per kit)
- Salmonella* Enteritidis Master Mix:** Lyophilized reagents provided in clear 8-well strip tubes (6 per kit)
- Flat Caps:** used for capping the clear tubes prior to assay start (6 per kit)



How to Run the DNable Amplification Assay

Note: Before beginning assay, extract sample(s) according to sample preparation instructions included with Sample Extraction Set.

Before Testing

1. Remove needed DNable Detection Kit reagents from refrigerated (4-8°C) storage. Allow reagents to come to room temperature (22-26°C) before opening sealed white pouch.
2. Turn on the DNable Reader T16 in remote mode and connect to the computer (see Reader Instructions).
3. Important: Remove green RB1 Reaction Buffer tubes (A) from bag and tap down to ensure that the liquid is at the bottom of the tube.
4. Add 5 µL of extracted sample (from the final step of the Sample Preparation section of the Sample Extraction Set) to RB1 Reaction Buffer (Green Tube). Recap with green strip caps and gently flick tubes to mix sample with buffer.
5. To Run a Test, Press “Run” and select “*S. Enteritidis_v1*” from the drop down menu.
6. Correctly label the User Name, Lot ID (DNable Kit Lot), and Sample ID fields in the software **prior** to starting the assay workflow.

DNable assay protocol

7. Ensure that steps 1-6 from above have been performed and that all assay reagents, multichannel pipette and tips, and flat caps are ready for use. One or two 8-well strips (8 or 16 tests) may be performed at a time.

Set up Master Mix strip tube and green Reaction Buffer strip tube so that pipet transfer step occurs from front to back (not side-to-side or back-to-front). This will help avoid cross-contamination of samples.

Important: Gently tap down the Master Mix tubes to ensure that the white lyophilized pellet is at the bottom of the tubes.

8. Using a multichannel pipette transfer **50 µL** from **green Reaction Buffer Tubes** (5 µL of Extracted Sample + Reaction Buffer) to the **clear Master Mix Tubes**.
9. Re-cap with “Flat Caps” provided. Quickly repeat Steps 8 and 9 for a second 8-well strip if 16 tests will be performed. Mark one side of flat cap with marker for orientation – do not label sides of tubes.



Important: Ensure that tubes are completely sealed with flat caps

OK OK NO NO NO OK

Important: Ensure that any bubbles that may exist in the bottom of the tubes are removed by gently tapping or flicking the tubes.



10. Quickly place the *clear resuspended Master Mix* strip tubes into the DNAble Reader.
11. Close lid of DNAble Reader and immediately click **“Start”** on software.

Important: It is critical to perform this step as soon as possible after placing the re-suspended Master Mix tubes in the instrument.

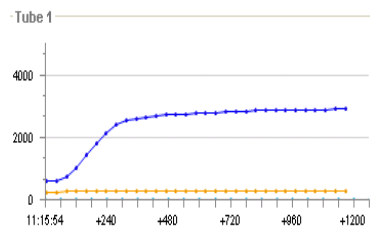


12. After 15 minute assay time, the software will display results as negative (-), positive (+), or invalid (?).

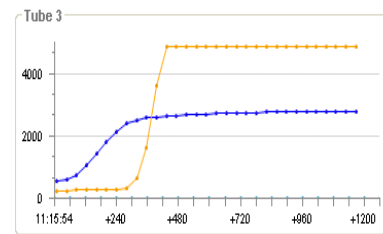
Important: Results will be interpreted only after the assay is complete. Typically there is a short delay between completion of the assay and display of results. Do not initiate a new assay until results are displayed. An invalid result is generated if the well is empty, if the sample has excessively high background signal (often indicative of incorrect sample processing), or internal control curve varied from the normal (can be an indication of amplification inhibition or delay in starting the amplification reaction). Users are advised to repeat the analyses starting with sample transfer to RB1 buffer through amplification and detection. Contact EnviroLogix Technical Customer Support for further questions.



Following are the examples of the amplification curves pertaining to the valid negative and valid positive on T16 DNAble Reader.



Valid Negative



Valid Positive

13. Gently remove the completed reaction tubes from the DNAble Reader and place back in original zippered pouch prior to disposal. **Do not open tubes.**
14. The assay data file (.json) may be saved with a user-defined name using the “Save As” function. A results summary including the sample ID and amplification graphs is also available using the Print function.

LIMITED WARRANTY

EnviroLogix Inc. (“EnviroLogix”) warrants the products sold hereunder (“the Products”) against defects in materials and workmanship when used in accordance with the applicable instructions for a period not to extend beyond a product’s printed expiration date. If the Products do not conform to this Limited Warranty and the customer notifies EnviroLogix in writing of such defects during the warranty period, including an offer by the customer to return the Products to EnviroLogix for evaluation, EnviroLogix will repair or replace, at its option, any product or part thereof that proves defective in materials or workmanship within the warranty period.

ENVIROLOGIX MAKES NO OTHER WARRANTIES, EXPRESS OR IMPLIED, INCLUDING BUT NOT LIMITED TO ANY IMPLIED WARRANTIES OF MERCHANTABILITY OR FITNESS FOR A PARTICULAR PURPOSE. The warranty provided herein and the data, specifications and descriptions of EnviroLogix products appearing in EnviroLogix published catalogues and product literatures are EnviroLogix’ sole representations concerning the Products and warranty. No other statements or representations, written or oral, by EnviroLogix’ employees, agents or representatives, except written statements signed by a duly authorized officer of EnviroLogix Inc., are authorized; they should not be relied upon by the customer and are not a part of the contract of sale or of this warranty.

EnviroLogix does not warrant against damages or defects arising in shipping or handling, or out of accident or improper or abnormal use of the Products; against defects in products or components not manufactured by EnviroLogix, or against damages resulting from such non-EnviroLogix made products or components. EnviroLogix passes on to customer the warranty it received (if any) from the maker thereof of such non-EnviroLogix made products or components. This warranty also does not apply to Products to which changes or modifications have been made or attempted by persons other than pursuant to written authorization by EnviroLogix.

THIS WARRANTY IS EXCLUSIVE. The sole and exclusive obligation of EnviroLogix shall be to repair or replace the defective Products in the manner and for the period provided above. EnviroLogix shall not have any other obligation with respect to the Products or any part thereof, whether based on contract, tort, strict liability or otherwise. Under no circumstances, whether based on this Limited Warranty or otherwise, shall EnviroLogix be liable for incidental, special, or consequential damages.

This Limited Warranty states the entire obligation of EnviroLogix with respect to the Products. If any part of this Limited Warranty is determined to be void or illegal, the remainder shall remain in full force and effect.



For Technical Support
Contact Us At:

EnviroLogix
500 Riverside Industrial Parkway
Portland, ME 04103-1486 USA
Tel: (207) 797-0300
Toll Free: 866-408-4597
Fax: (207) 797-7533

e-mail: dnable@envirologix.com

Website: www.envirologix.com

LICENSE

EnviroLogix has developed this kit using proprietary technologies licensed from Ionian Technologies, and the University of Medicine and Dentistry of New Jersey. Dye compounds in this product are sold under license from Biosearch Technologies, Inc. and protected by U.S. and world-wide patents either issued or in application. The license covers agricultural (including GMO), plant pathogen and veterinary use only and may not be used for human *in vitro* diagnostic (IVD) applications.

EnviroLogix, the EnviroLogix logo, DNable, and the DNable logo are trademarks of EnviroLogix Inc.

©EnviroLogix 2015